

What's a design thinking challenge at OLC IN20?




OLC Innovate Presenter Services IS Design Thinking Challenges

Featuring

Keegan Long-Wheeler, Kate Miffitt,
Maddie Shellgren, Krys Ziska Strange

What is design thinking?



What is design thinking? (In our context)

- Designing presentation by starting with the target audience (“empathize”)
- Defining what attendees need to learn / experience (“define”)
- Brainstorming the best approach (“ideate”)
- Developing your presentation (“prototype”)
- Refining your presentation (“test”)

What's a design thinking challenge at OLC IN20?



Photo by [You X Ventures](#) on [Unsplash](#)

- Not a “sit and get” presentation
- Attendee-centered
- Framework provided
- In an active learning space
- Attendee participation expected - “hands-on”

Today's Design Thinking Challenge

Time for a Design Thinking Challenge!

<http://bit.ly/designthinking2020>

Prompt

How might we craft a great design thinking challenge session?

Today's Design Thinking Challenge



5:00

<http://bit.ly/designthinking2020>

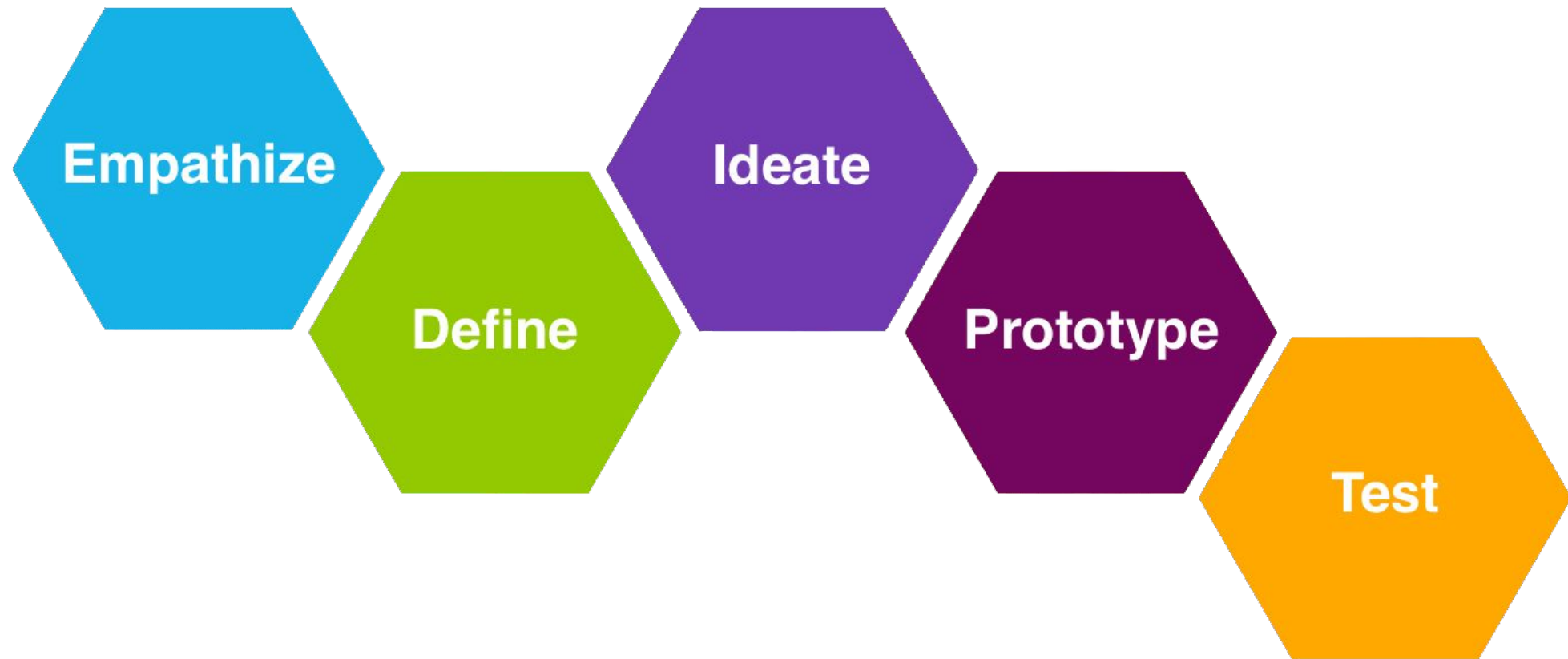
Sharing Your Presentation Designs / Reflections

- What parts of the planning doc were the easiest to complete?
- What parts of the planning document were most challenging?




Photo by [Jon Tyson](#) on [Unsplash](#)

Why did we present this way?



OLC Presenter Services



Logistics

Room Set-up

- Round tables (primarily) for attendees in Innovation Studio
- Presenters:
 - Podium
 - Mics (usually, depending on room size; may have to share if multiple presenters)
 - Use mic to repeat any questions asked by audience so everyone can hear
 - Upload slides/handouts/resources to the conference management system



Uploading your presentation



My Info

Address Book

Invoices

Payments

Store

Events

Conference Profile



**OLC Conference
Management
System**



MY SESSIONS / MY SESSIONS

[Log into your OLC user account](#)

- Select “Conference Profile” from the left-hand menu.
- Once in the Conference Management System, click on “My Sessions” in the upper right.
- Next to your session, click on the “Edit” link.
- Click on the “Upload Files” link for your session.
- Add your presentation url or upload your presentation file using the file browser. (If you are using PowerPoint, we recommend saving your ppt file as a PDF and uploading the smaller file-size PDF.)
- Scroll down and click “Save.”

Presenter Considerations

- 16:9 slide format (minimally use title slide and session eval slide)
- Start/End with session eval slide or verbal reminder and encourage attendees to submit evaluations - a few presenter prizes also!
- Wireless internet in conference space
- Hallway monitors if there is an AV or tech issue.

Evaluate Sessions and Win!



👉 Evaluate Session

- Download and open OLC Conferences mobile app
- Navigate to specific session to evaluate
- Select "Evaluate Session" on session details screen (located under session type and track)
- Complete session evaluation*

*Each session evaluation completed (limited to one per session) = one contest entry

Five (5) \$25 gift cards will be awarded

Must submit evals using the OLC Conferences mobile app or website



Coaching Opportunities for Presenters

Pre-conference Coaching



Connect with a coach to explore strategies for engaging your audience, enhancing your slides, practice presenting, and more.

Onsite Coaching



Have a coach attend your live presentation at the conference and receive custom feedback.

Coaching

One of the best ways to improve upon a skill is to work with a coach who can offer feedback and guidance that is tailored specifically to your needs. OLC now offers this as a free service to all conference presenters. However, there are a limited number of coaching sessions being offered this year. Signing up early is highly recommended.

Coaching sessions will take place in late February and early March 2020.

[Sign Up for Coaching!](#)