

Present and Reflect Session Webinar

Tina Rettler-Pagel

OLC Innovate 2020

Conference Co-Chair



Speakers

Keegan Long-Wheeler

*OLC Innovate 2020
Program Co-Chair*



Taylor Kendal

OLC Innovate 2020

Engagement Co-Chair



Goals for today's session:

- ❖ Discuss key considerations for designing and delivering an effective presentation.
- ❖ Consider technology, interactivity, and creative ways to share content and effectively engage your audience.
- ❖ Discuss the importance of incorporating reflection and/or metacognition to instill individual topical relevance.
- ❖ Identify key considerations when presenting simultaneously to a face-to-face and virtual audience.

Session Description

Present and Reflect sessions are:

- ❖ **30-minutes** of presentation
- ❖ **5 minutes** for quiet individual reflection
- ❖ **10-minute** Q&A and group discussion

Why This Session Type?

- ❖ Includes **structured** time to reflect
- ❖ Encourage audience **participation**
- ❖ Avoid conference **fatigue**
- ❖ Create a more **inclusive** environment

Planning





Presentations

- ❖ Content
- ❖ Engaging attendees
- ❖ Timing
- ❖ Avoiding the unexpected

Highlights

- ❖ Start with a 'hook.'
- ❖ "Who Cares?" Explain the importance.
- ❖ Keep it simple.
- ❖ Align the proposal and presentation.
- ❖ Describe content rather than reading slides.

Delivery





Presentations

- ❖ Have a conversation
- ❖ Use the space
- ❖ Optimize learning
- ❖ Be accessible
- ❖ Be passionate

Slide Design

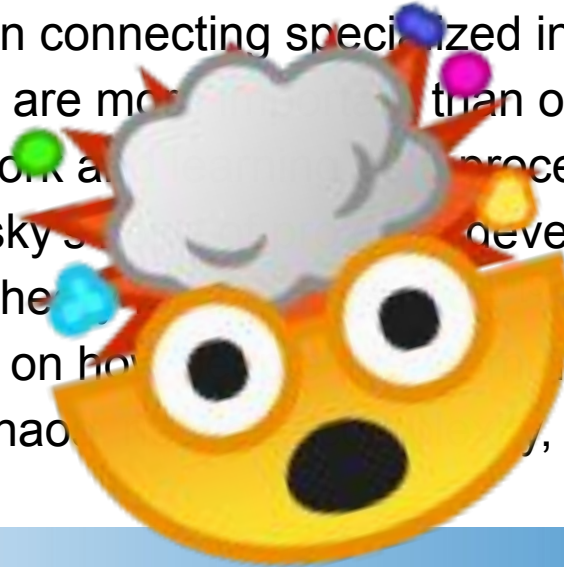


Text Heavy Slides

This slide is an example of using too much text. It includes a paragraph from wikipedia.

Connectivism is a theoretical framework for understanding learning in a digital age. It emphasises how internet technologies such as web browsers, search engines, and online discussion forums, and social networks contributed to new avenues of learning. Technologies have enabled people to learn and share information across the World Wide Web and among themselves in ways that were not possible before the digital age.^[1] Learning does not simply happen within an individual, but within and across the networks. What sets connectivism apart from theories such as **constructivism** is the view that "learning (defined as actionable knowledge) can reside outside of ourselves (within an organization or a database), is focused on connecting specialized information sets, and the connections that enable us to learn more are more important than our current state of knowing".^[2] Connectivism sees knowledge as a network and a process of pattern recognition.^[3] Connectivism has similarities with Vygotsky's Zone of Proximal Development (ZPD) and Engeström's Activity theory.^[4] The phrase "a learning theory" indicates the emphasis that connectivism gives to technology's effect on how we communicate, and learn. Connectivism is an integration of principles related to chaos theory, and self-organization theories.^[5]

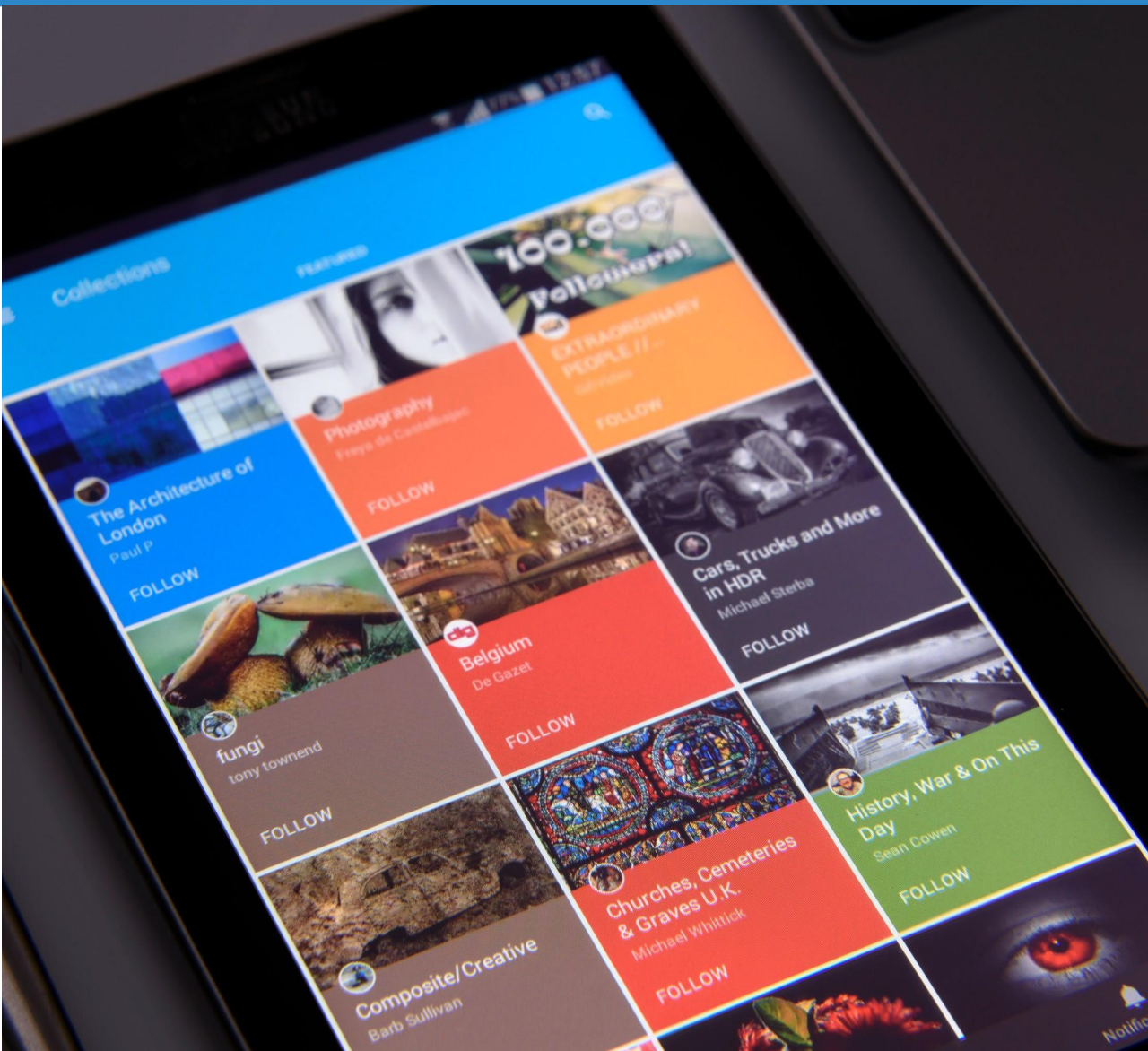
[Text from Wikipedia](#)





Tips for using Text

- ❖ Less is MORE
- ❖ Consistent fonts
- ❖ 30 pt. font
- ❖ Use ***styles*** strategically



Tips for Graphics

- ❖ Use graphics not words
- ❖ Connect with message
- ❖ Unique but relevant
- ❖ Thematic

C.R.A.P.

Takeaways/Handouts

- ❖ Include takeaways, guides, or resources to encourage attendee success.
- ❖ Upload presentation slides and handouts to your session in the OLC conference management system.
- ❖ Ensure materials are accessible! Refer to *Presenter Services* resources.



Virtual Audience

- ❖ Be inclusive
- ❖ Be accessible
- ❖ Strategic activities



Streamed
Session

Streaming / Inclusion



- ❖ No video streamed, just **audio** and your **presentation**
- ❖ Mics are live, virtual audience can hear any sidebar conversations
- ❖ Leverage **session chair** to interact on behalf of virtual attendees
- ❖ Check in (visually) with session chair


Engage the Virtual Audience



slido

Engage!


- ❖ Involve the audience
- ❖ Ask questions
- ❖ Answer questions



Let's Reflect...




OLC Presenter Services



Logistics

Technology

- ❖ Know what tech is in the room.
 - HDMI port or dongle; 16:9 screens
- ❖ Encourage the virtual audience to use the chat function.
- ❖ Share a tinyurl of your slide deck
- ❖ Wireless internet in conference space
- ❖ Hallway monitors if there is an AV or tech issue.



Room Set-up

- Round tables (primarily) for attendees
- Presenters:
 - Podium + head table for 3
 - Mics (usually, depending on room size; may have to share if multiple presenters)
 - Use mic to repeat any questions asked by audience
 - Upload/link slides/handouts to the conference management system



Uploading your presentation



My Info

Address Book

Invoices

Payments

Store

Events

Conference Profile



**OLC Conference
Management
System**



MY SESSIONS / MY SESSIONS

[Log into your OLC user account](#)

- Select “Conference Profile” from the left-hand menu.
- Once in the Conference Management System, click on “My Sessions” in the upper right.
- Next to your session, click on the “Edit” link.
- Click on the “Upload Files” link for your session.
- Add your presentation url or upload your presentation file using the file browser. (If you are using PowerPoint, we recommend saving your ppt file as a PDF and uploading the smaller file-size PDF.)
- Scroll down and click “Save.”

Evaluation

Evaluate Sessions and Win!



👍 Evaluate Session

- Download and open OLC Conferences mobile app
- Navigate to specific session to evaluate
- Select "Evaluate Session" on session details screen (located under session type and track)
- Complete session evaluation*

*Each session evaluation completed (limited to one per session) = one contest entry

Five (5) \$25 gift cards will be awarded

Must submit evals using the OLC Conferences mobile app or website



Coaching Opportunities for Presenters

Pre-conference Coaching



Connect with a coach to explore strategies for engaging your audience, enhancing your slides, practice presenting, and more.

Onsite Coaching



Have a coach attend your live presentation at the conference and receive custom feedback.

Coaching

- ❖ Feedback
- ❖ Guidance
- ❖ Practice
- ❖ Support

Coaching sessions will take place in late February and early March 2020.

[Sign Up for Coaching!](#)

Questions

