



All Things Industry Partners – Logistics, PlayPosit, and More

Please note the following Zoom housekeeping items while you wait.

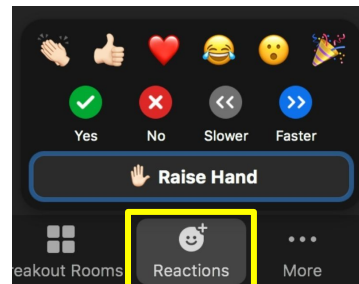
Select the **Chat** to introduce yourself



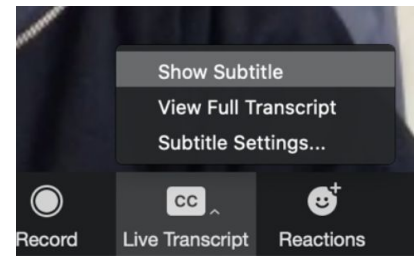
Remain on **mute** when you're not speaking



Raise Hand to come on mic during discussions



Live transcription is available



Note: All session recordings are started automatically. As a result, recordings may start with a few minutes of chatter or facilitator preparation. If watching the on-demand recording, feel free to skip ahead to the presentation.

Facilitators



Jill Geraghty
Manager, Conferences & Events
Online Learning Consortium



Katie Fife Schuster
Director, Conferences & Events
Online Learning Consortium



Maddie Shellgren
Director, Online Engagement
Online Learning Consortium




Angela Gibson
Presenter Services Chair
Texas A&M University - Kingsville

Agenda

- Opening Remarks
- Industry Partner Session Types
- Logistics for Presenting at OLC Accelerate 2021
- Tips for Technology
- Strategies for Engagement

Industry Partner Session Types



Industry Partner Session Types

All Industry Partners:

- Industry Showcase (virtual or onsite)
- Exposition Foundry Asynchronous

Titanium & Diamond Sponsors:

- Networking Coffee Talk (virtual only)
- Exposition Foundry Live (virtual or onsite)

Industry Showcase (Demonstration or Presentation)

Goal: Showcasing or demonstrating specific technology feature or service

- 30-35 minutes of *interactive presentation or demonstration*
- 10-15 minutes Q&A and group discussion

Session Description

Exposition Foundry Asynchronous

Goal: Asynchronously engage attendees in collaboration around content/activities designed to meet specific goals/outcomes beyond a showcase and a sales pitch.

- Asynchronous PlayPosit presentation with concise, visual key points to spur follow-up attendee commenting/participation.

Networking Coffee Talk

Goal: Interactive, small group dialogue with conference attendees


- 20-25 minutes of *facilitated conversation* (read: group discussion) and interactivity
- 5-10 minutes for wrap-up and takeaways

Exposition Foundry Live

Goal: Directly engage in collaboration with attendees on an activity designed to meet specific goals/outcomes beyond a showcase and a sales pitch.

- 20-25 minutes of a *facilitated activity* (read: group discussion) and interactivity
- 5-10 minutes for wrap-up and takeaways

OLC Presenter Logistics




All session times are listed in
US Eastern Daylight Time (UTC-4)

Presentations due by
September 10, 2021

Uploading your presentation

[Log into your OLC user account](#)

- Select “Conference Profile” from the left-hand menu.
- Once in the Conference Management System, click on “My Sessions” in the upper right.
- Next to your session, click on the “Edit” link.
- Click on the “Upload Files” link for your session.
- Add your presentation url or upload your presentation file using the file browser. (If you are using PowerPoint, we recommend saving your ppt file as a PDF and uploading the smaller file-size PDF.)
- Scroll down and click “Save.”



Evaluations and Housekeeping

Evaluate Sessions and Win!

- Navigate to specific session to evaluate
- Select “Evaluate Session” on session details screen
 - Complete session evaluation*




*Each session evaluation completed (limited to one per person per session) = one contest entry. **Five (5) \$25 gift cards** will be awarded



ONLINE LEARNING™
CONSORTIUM

Promote Your Presentation



We're here to help you spread the word about your session. See our website for a Presenter Promotion Kit, providing useful event information, images and copy you can share with friends and colleagues.

<https://onlinelearningconsortium.org/attend-2021/accelerate/presenter-promotion-kit/>

Synchronous Sessions (Virtual)

- Industry Showcase
- Networking Coffee Talk
- Exposition Foundry Live

Logistical Considerations

- All synchronous sessions are in Zoom
- Learn more about Zoom:
 - [Free workshops](#)
 - [Getting started guide](#)
 - [Tutorials](#)

Accessing Your Session

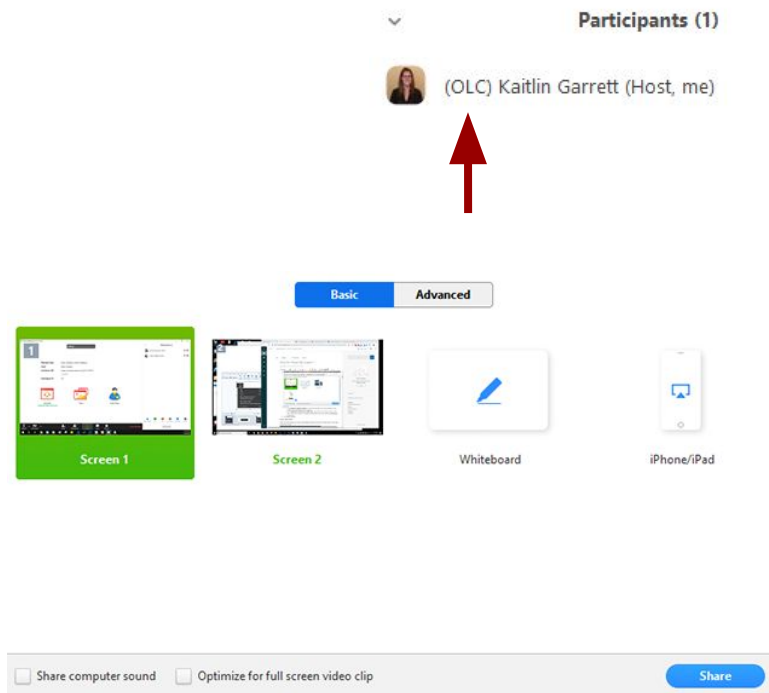
Presenters will access their Zoom Meetings presentation rooms as an attendee. Once in the room, OLC Staff will promote you to co-host.

Access to the conference delivery platform ~ 2 weeks prior to the conference.



Logistical Considerations

- Arrive early (10-15 min) to get set-up and test your mic, video, screen share
- Note: "Share computer sound"



Logistical Considerations

- All sessions will record automatically
- All sessions will have automatic captions
- Request polls or breakout rooms by September 1 with OLC at conference@onlinelearning-c.org

Session Support

OLC Staff

- Zoom housekeeping
- Introduce presenter
- Tech support
- Announcements

Session Chair

- Community building
- Moderate the chat
- Keep time

Synchronous Sessions (Onsite)

- Industry Showcase
- Exposition Foundry Live

Onsite Logistical Considerations

- Is the deadline for session materials the same?
 - Yes, the deadline is still September 10.
- How do I access my session content?
 - Access is the same as for attendees in our online conference venue.
- Are there specific safety protocols I should consider?
 - Still very much in flux and we will update you on this as soon as possible. Refer to the health and safety page on our website:
<https://onlinelearningconsortium.org/attend-2021/accelerate/covid-19/>

Onsite Logistical Considerations

- When should I be in the room / presentation space?
 - 15 minutes between concurrent sessions, we recommend you enter your room 10 minutes before your scheduled start time.
- Is there going to be support staff in my presentation space?
 - Hall monitors and AV/IT staff available roaming the breakout rooms. If you need help, flag a hall monitor who can send conference staff a message to get you assistance quickly.
- What do the presentation spaces look like (i.e. set up)?
 - Breakout rooms will be set with a podium and head table, attendee seating will be in rounds with space for distancing.

Asynchronous Sessions

- Exposition Foundry Asynchronous



Exposition Foundry Sessions

- Virtual and asynchronous
- Interactive engagement facilitated by PlayPosit
- Will remain available on OLC Accelerate website for one year post-conference



Instructions




- OLC has shared presentation build space (i.e. PlayPosit classroom) with every presenter
- Follow the instructions to add your presentation materials
- Once submitted, OLC admin will copy into a new class for all the conference attendees

Instructions for Exposition Foundry in PlayPosit

[Access Instructions Document](#)

Technology Tips




Technology Considerations



- Prepare your technology
 - A headset with mic for good audio quality
 - A webcam
 - A stable internet connection
- Share your slides through the conference site, too

Engagement Strategies



Engaging the audience in your conference presentation:

- ... builds shared understanding and influences attitudes/perspectives.
- ... contributes to new learning ... and creates enjoyment in learning.
- ... values participants' perspectives and expertise.
- ... refines and strengthens good ideas.
- ... supports an audience-focused delivery.
- ... establishes the foundation for professional networking.

Involve Your Participants

- Ask questions
- Encourage text comments
- Encourage audio/video participation
- Plan collaborative activities

*Plan to actually say these things and be prepared to model

Potential Strategies

- Polling (in Zoom, Poll Everywhere, Mentimeter)
- Chat (in Zoom)
- Twitter hashtags (#OLCAccelerate)
- Collaborative notes, shared resource (Google, Padlet)
- Audio/video report out, Q&A
- Follow up opportunities (Google form, survey)
- Be creative with engagement (Kahoot!, Quizizz)

Engagement Grid

	Industry Showcase	Networking Coffee Talk	Exposition Foundry Live	Asynchronous Exposition Foundry Sessions
Polls	X	X	X	X
Text Chat	X	X	X	X *comments
Twitter Hashtag	X	X	X	X
Collaboration Doc/Tool	X	X	X	X
Breakout Rooms	X		X	
Participant Audio/Video	X	X	X	X

Agile Presenting

- Be prepared for any number of participants
- Have a plan for when things don't go as planned (i.e. prepare for the unexpected and have back-up plans)
- Be willing to shift and be flexible (but plan for this so that things run smoothly)

Industry Showcase (Demonstration or Presentation)

- Invite other members of your team to help you facilitate breakout rooms and engage attendees in mini-demos through “choose your own adventure” styled rooms
- Create a Google jamboard (or other shared space) for attendees to provide collaborative feedback
- Don't try to demonstrate too much
- Tie to educator goals and learning outcomes

Networking Coffee Talk

- Have prompts ready to go and easily copy-and-pasteable
- Plan to monitor the text chat
- Have multiple ways (across multiple modalities) for attendees to contribute to the dialogue (modeling UDL). Take time to orient them to these options.

Engagement Strategies by Session Type

Exposition Foundry Sessions

- Share new approaches, emerging research, or innovative classroom applications
- Design your session around your unique goals but prioritize collaboration with attendees
- Focus on exchanging ideas, deeper connections, and in-depth discussions (whether you retain those in the synchronous space or extend those into the asynchronous)

Exposition Foundry Live

Exposition Foundry Presentation Personas -
Coremakers Corner

Exposition Foundry Asynchronous

- Set your goals for this presentation
- Be brief and concise (~15 minutes)
- Include prompts for viewers to comment
- Ask meaningful questions
- Respond to comments on your presentation
- Use slides, images, videos, links to other handouts
- Add audio and video in PlayPosit so participants feel like you are speaking to them

Presenter Services



OLC Presenter Services

Presenter Services is dedicated to enhancing the conference experience for all attendees by offering specialized mentoring to presenters. Our goal is to offer guidance on best practices in audience engagement strategies, slide design, and delivery skills necessary to ensure a successful conference session.

[Presenter Guides](#) | [Webinars](#) | [Request Mentoring](#) | [Mentors](#)

- [Downloadable Guides](#) offer important tips for delivering a polished and professional session.
- [Webinars](#) allow you to participate in a 30-minute 'master' course, as you learn from expert presenters.
- [Mentoring](#) that is customized to address your individual needs as a presenter; we're here to assist you whether you are a first-time conference presenter or a veteran, and can assist both with recommendations regarding conference format as well as content, audience, and many other factors.

Questions

