


# Discovery Sessions – Logistics, PlayPosit, and More

*Please note the following Zoom housekeeping items while you wait.*

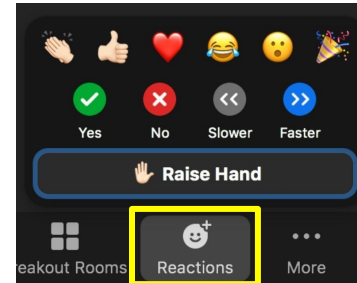
Select the **Chat** to introduce yourself



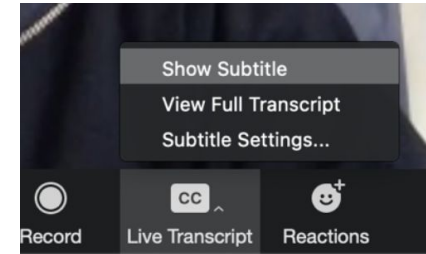
Remain on **mute** when you're not speaking



**Raise Hand** to come on mic during discussions



**Live transcription** is available



**Note:** All session recordings are started automatically. As a result, recordings may start with a few minutes of chatter or facilitator preparation. If watching the on-demand recording, feel free to skip ahead to the presentation.

# Facilitators




Angela Gibson  
*Presenter Services Chair*  
*Texas A&M University -*  
*Kingsville*



Madeline Shellgren  
*Director, Online Engagement*  
*Online Learning Consortium*



Katie Fife Schuster  
*Director, Conferences & Events*  
*Online Learning Consortium*



# Asynchronous Discovery Sessions Webinar

# OLC Presenter Logistics



Presentations due by  
***September 10, 2021***

# Accessing Your Session During the Conference

\*Access your session as you would a participant in the conference platform\*



# Discovery Sessions

- Virtual and asynchronous
- Interactive engagement facilitated by PlayPosit
- Will remain available on OLC Accelerate website for one year post-conference



# Virtual-to-virtual Asynchronous Discovery Sessions

- Brief presentations, 10-15 minutes recommended
- Upload pre-built presentation video into PlayPosit and add interactions directly inside of PlayPosit
- Multiple file formats supported with web embed option
- Use slides, images, videos, links to other handouts





# Engagement Strategies

- Set your goals for this presentation
- Be brief and concise
- Include prompts for viewers to comment
- Ask meaningful questions
- Respond to comments on your presentation
- Extend the conversation beyond the live conference
- Strategically leverage audio and video in PlayPosit so participants feel like you are speaking to them

# Instructions



- OLC has shared presentation build space (i.e. PlayPosit classroom) with every presenter
- Follow the instructions to add your presentation materials
- Once submitted, OLC admin will copy into a new class for all the conference attendees

# Instructions for Exposition Foundry in PlayPosit

[Access Instructions Document](#)

# Technology Tips



# Technology Considerations



- Prepare your technology
  - A headset with mic for good audio quality
  - A webcam
  - A stable internet connection
- Upload materials by *September 10*

# Presenter Services



## OLC Presenter Services

**Presenter Services** is dedicated to enhancing the conference experience for all attendees by offering specialized mentoring to presenters. Our goal is to offer guidance on best practices in audience engagement strategies, slide design, and delivery skills necessary to ensure a successful conference session.

### [Presenter Guides](#) | [Webinars](#) | [Request Mentoring](#) | [Mentors](#)

- [Downloadable Guides](#) offer important tips for delivering a polished and professional session.
- [Webinars](#) allow you to participate in a 30-minute 'master' course, as you learn from expert presenters.
- [Mentoring](#) that is customized to address your individual needs as a presenter; we're here to assist you whether you are a first-time conference presenter or a veteran, and can assist both with recommendations regarding conference format as well as content, audience, and many other factors.

## The Mentoring Experience

- Work with a mentor one on one for feedback and guidance specific to your needs
- Take your presentation skills to the next level
- Request a coaching session



# Helpful Presenter Resources

- [OLC Accelerate Presentation Types](#)
- [Presenter Services](#) Support Page
- Downloadable [Presenter Guides](#)
- Sign up for [Accelerate Presenter Mentoring](#)





# Questions

